

Name: Key

Subject: science  
Worksheet (2): The respiratory system

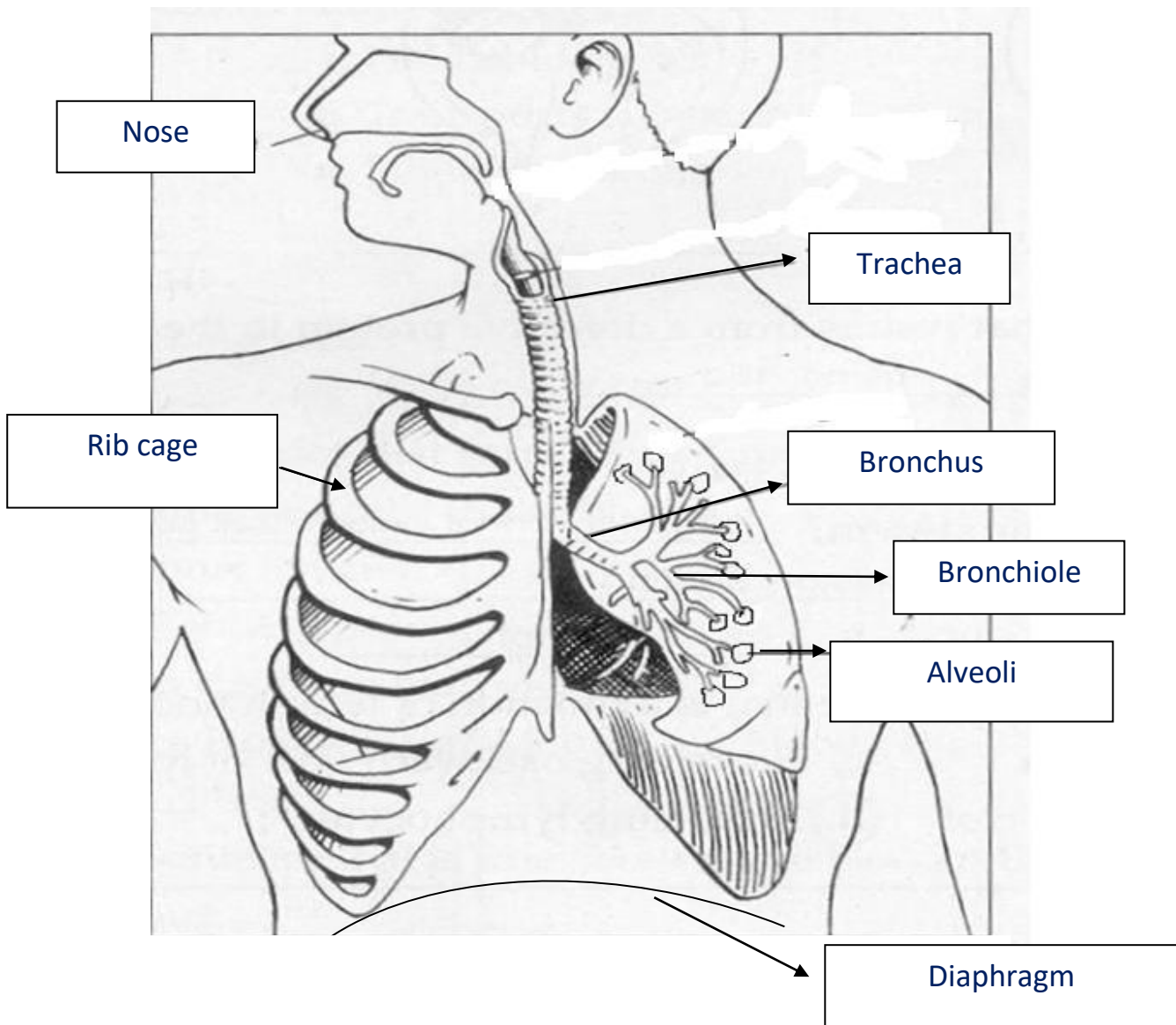
Date: / /

Class: Grade: 6 national

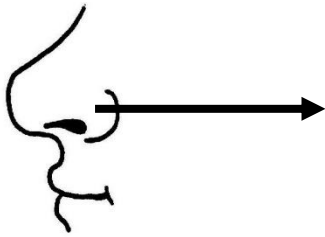
**Objective:**

- Identify the main organs of human respiratory system.
- Understand the function of each organ of the respiratory system.

**Q1: Label the main organs in the respiratory system :**



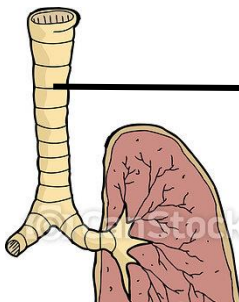
- Q2: State the function of each part of your respiratory system below.



Part: ..... Nose .....

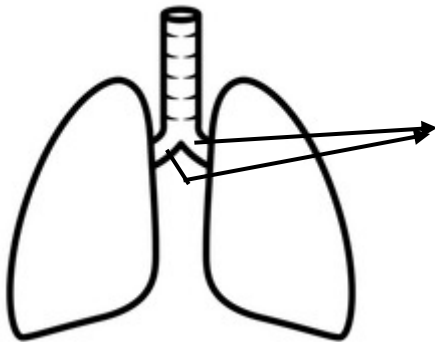
Function: It warms and filters the air .....

.....



Part: ..... Trachea.....

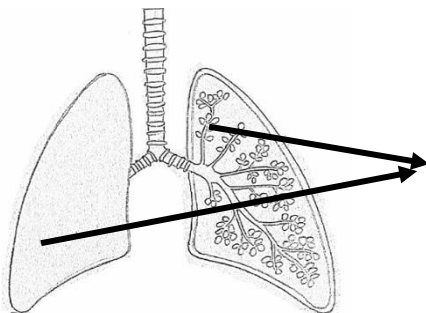
Function: .... It is lined with fine hair and covered with mucus (مخاط) to filter the air.....



Part: ... Bronchi .....

Function: ... They deliver air into the lungs. ....

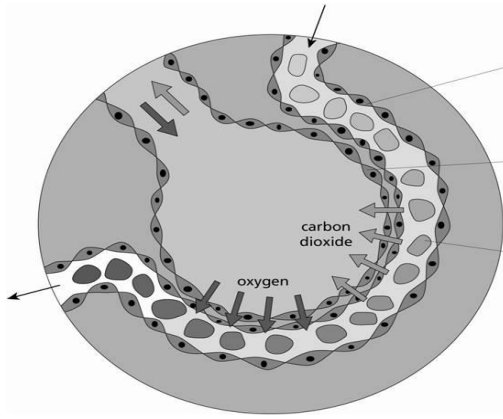
.....



Part: .... Lungs .....

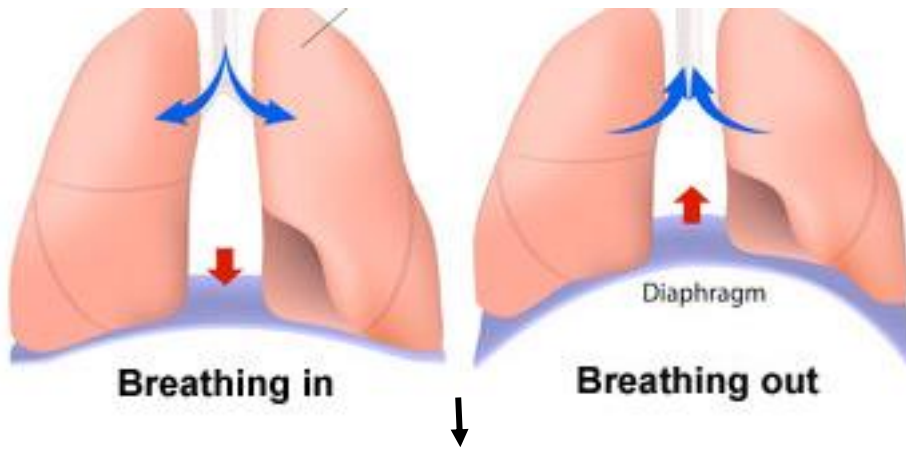
Function: ... They are sponge-like organs which contain specialized cells for exchange gases.

...



**Part:** .....Alveoli .....

**Function:** ... A specialized cell, where gas exchange takes place across its walls. It gives the blood oxygen and takes carbon dioxide from the blood to breathe it out (exhale).



**Part:** ... Diaphragm .....

**Function:** It is a muscle that contracts and relaxes. As it **contracts** it becomes **flat** so the **lungs expand** to allow air to get in (inhaling).

Then it **relaxes** and **curves** to push **air out** (exhaling).

.....

**Q3: Describe the difference between breathing and respiration:**

**Breathing:** Is the process of getting gases in and out of the body (inhaling and exhaling).

**Respiration:** A chemical process that takes place in each body cell to produce energy.

Respiration process =

