

The Primary Stage of Grades (4-5)
School Year 2022- 2023

Name: ___ **Key** _____

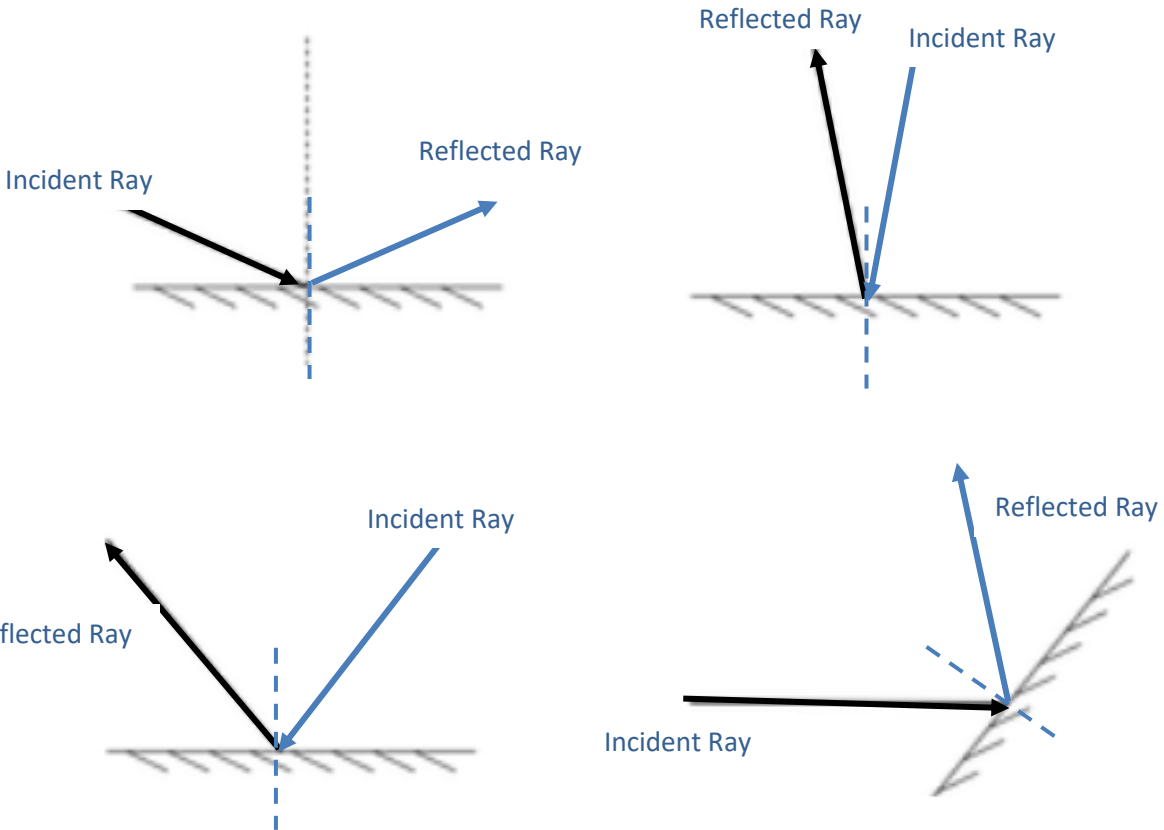
Subject: Science
Final Revision Sheet

Date: / /

Class: **Grade 5 CP (All sections)**

Question1: Draw the incident ray hitting a plane mirror or the reflected ray bouncing off the mirror. Make sure that you use a ruler.

Label the incident ray and the reflected ray.



Question 2:

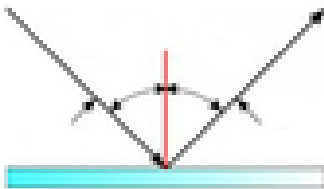
State what is shown in each diagram in the blank provided:



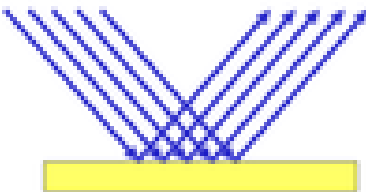
Diffuse reflection



Refraction of light



Reflection of light



Regular reflection

Question 3:

a. Classify the following objects into luminous / non- luminous objects:

Remember that luminous objects are objects that gives out its own light.

Object	Luminous	Non-luminous
A fire	✓	
The planets		✓
The stars	✓	
The sun	✓	
A book		✓

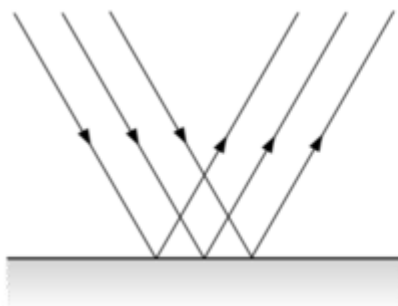
- b. Classify the following materials/ objects into transparent- translucent- opaque by ticking the correct column:

Remember: Transparent materials are materials that allow light to pass through.

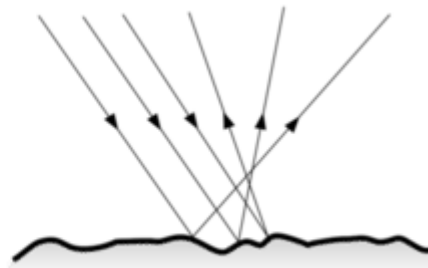
Material/ object	Transparent	Translucent	Opaque
A mirror			✓
Glass	✓		
Wood			✓
Sunglasses		✓	
Water	✓		
Oil		✓	
Metal			✓

Question 4:

- a. Which diagram shows light rays reflected of a mirror, and which diagram shows light rays reflected of a cardboard?



Mirror- smooth surface



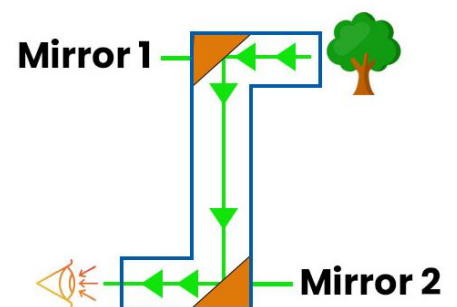
Cardboard- rough surface

- b. 1. What is the name given for the instrument shown in the diagram?

A Periscope

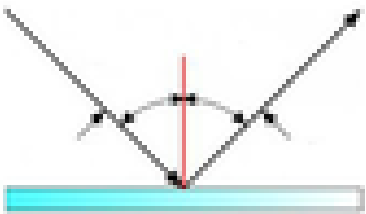
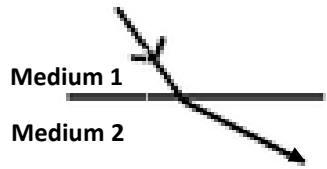
2. State one use of this instrument.

- To see around corners, to see what is behind a wall, or in a submarine to see above water.



Question 5:

Compare between the reflection of light and the refraction of light in the following table:

	Reflection	Refraction
Definition	The bouncing back of a ray of light after hitting a surface.	The bending of a light ray from its path when it passes through two different mediums.
The angles	The angle of incidence is equal to the angle of reflection.	The angle of incidence is <u>not</u> equal to the angle of refraction.
The number of mediums	Both the <u>incident ray</u> and the <u>reflected ray</u> are in the same medium.	The <u>incident ray</u> and the <u>refracted ray</u> are in different mediums.
Draw a diagram to show the difference:		

Question 6:

- a. Rocks can be classified into igneous rocks, sedimentary rocks and metamorphic rocks.

Tick (✓) the box next to the correct statement.

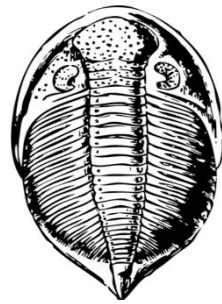
- The rocks are classified based on how they are formed.
 The rocks are classified based on their colour.

- b. Compare between the igneous, sedimentary and metamorphic rocks in the following table:

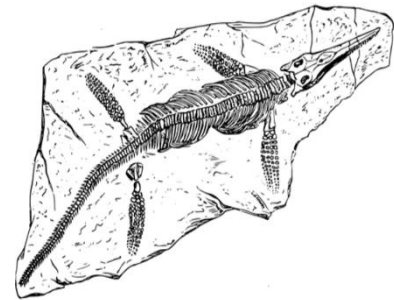
	Igneous	Sedimentary	Metamorphic
How they are formed?	Forms when magma cools down and hardens (solidifies).	Formed when small pieces of rocks are pressed together.	Rocks that have been changed by heat and pressure.
Where they are formed?	Near Volcanoes.	On or near the Earth surface, or under the seabed.	On the surface of Earth.
Appearance	They may have crystals or pores. They have no layers.	They are made of small pieces.	Some have ribbonlike layers, some have shiny crystals.
Hardness	Hard	Soft	Hard
Can they have fossils?	No	Yes	No
Examples	Granite Basalt Obsidian	Limestone Coal Sandstone	Marble Slate Quartzite

Question 7:

The pictures show different fossils.



A



B

(a) Define the term fossil.

The remains or impressions of plants and animals that lived long time ago.

(b) Which of the fossils is an imprint?

B.

(c) Describe how the imprint is formed.

When a living thing dies, it is buried in sediment. When it decomposes, the space left behind is filled with minerals or sediment. This forms the imprint.

