

The Primary Stage of Grades (4-5)
School Year 2022- 2023

Name: _____

Subject: Science

Unit 8: Movement of light

Worksheet 1: Reflection of Light

Class: Grade 5 CP (All sections)

Date: / /

Objective/s:

- Describe the way we see things.
- Draw the incident and reflected rays according to the law of reflection.

Question One:

- a) Which of the following is **not** a light source?
Tick (✓) the correct box.



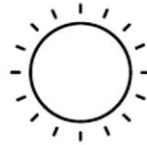
candle



moon



stars



Sun

- b) These statements are about light.

Decide if each statement is **true** or **false**.

Tick (✓) the correct box beside each statement.

Light intensity cannot be measured with sensors.

true

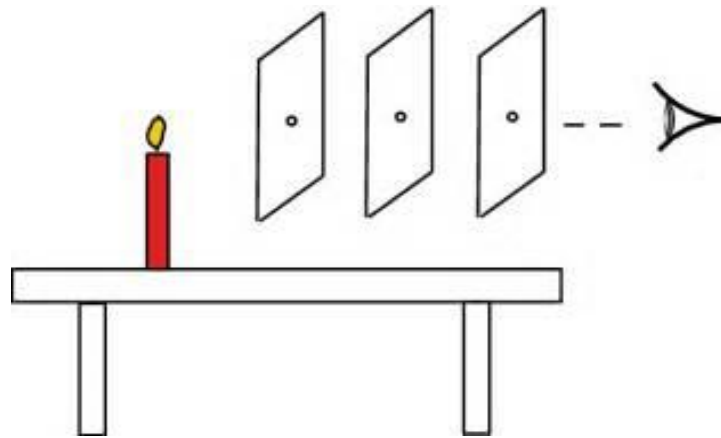
false

We see light when it leaves our eyes.

Light travels in straight lines.

Question Two:


Study the diagram and answer the questions that follow:



1. Draw the light ray through the cards in the correct direction so the eye can see the candle.
2. What happens to light ray if we changed one of the cards positions? Explain your answer.

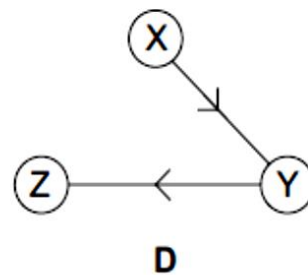
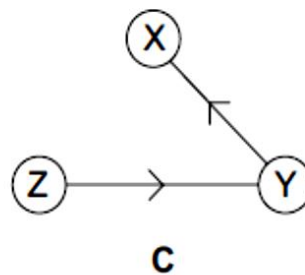
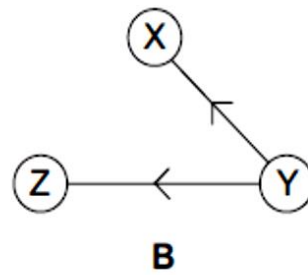
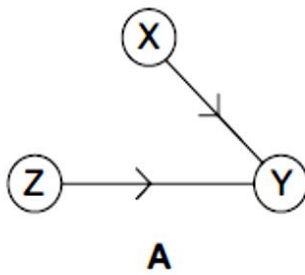
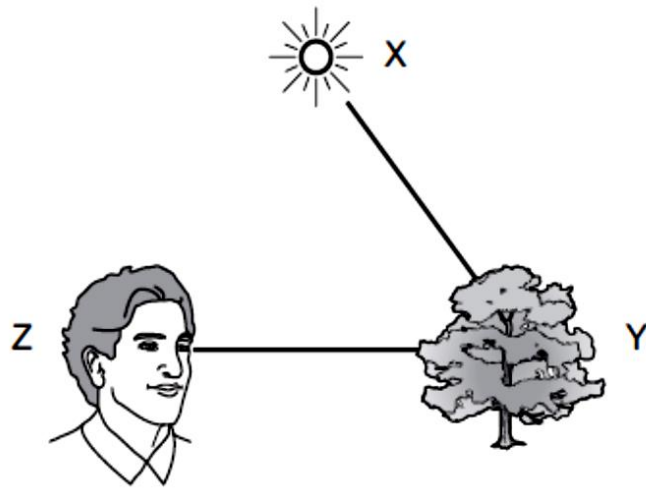
.....
.....

3. Use drawing to explain your answer in 2



Question Three:

Tony looks at a tree.



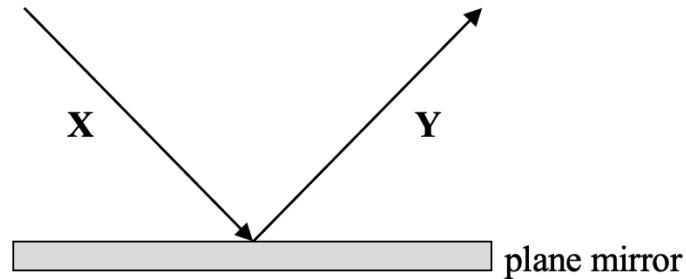
Which diagram shows the correct rays of light?

Choose from letters **A**, **B**, **C** or **D**.

.....

Question Four:

1. A ray of light reaches the surface of a plane mirror.
The diagram shows what happens to the ray of light.



- (a) Identify the two light rays, **X** and **Y**.

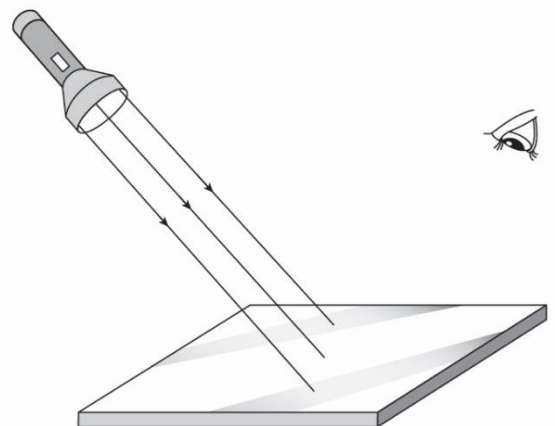
X: _____ **Y:** _____

- (b) When do we see the image in the mirror?

2. Rays of light from a torch fall on a plane mirror.

How does the mirror reflect the light rays into the eye?

Draw rays of light to complete the diagram.



Which of these describes the reflected light rays?

Tick (✓) the correct answer.

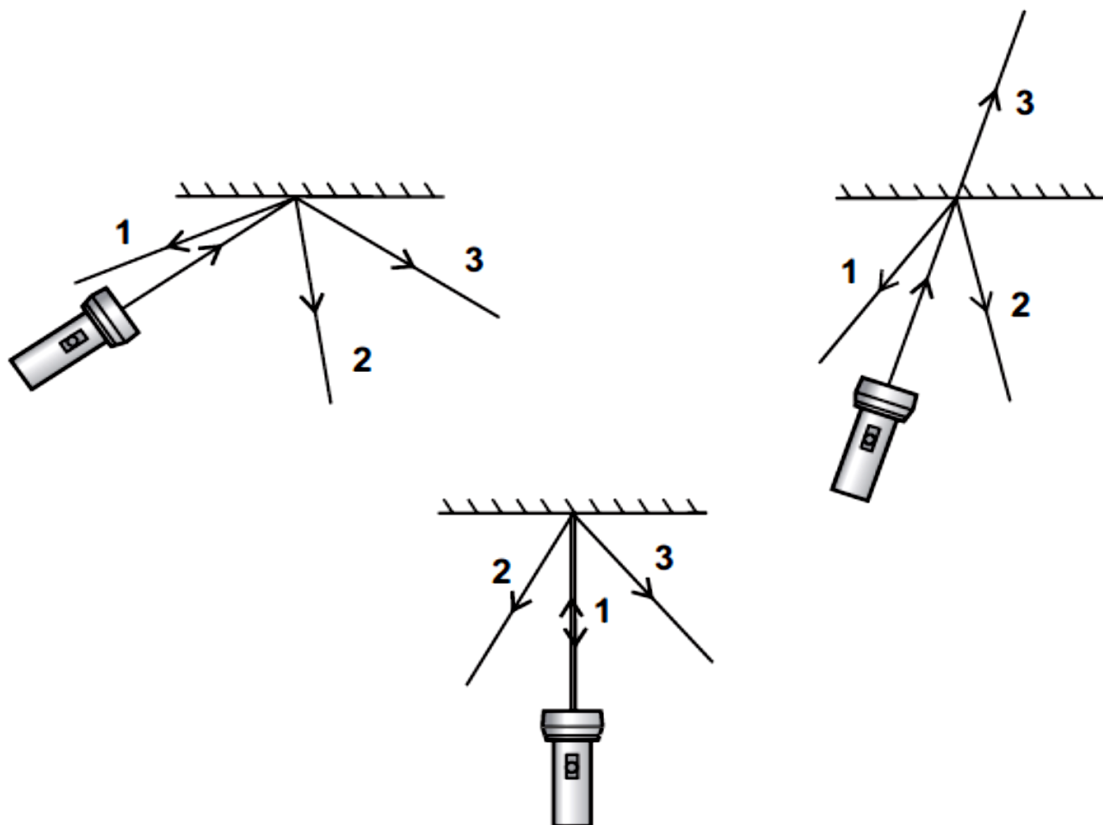
- All the reflected light rays travel in the same direction.
- The reflected light rays travel in different directions.

Question Five:

Aravinder investigates light from a torch shining on a mirror.

The diagrams show what he does.

(a) On each diagram circle the number which shows the reflected ray of light.



(b) Complete these sentences using the words shown.

direction dull shape shiny speed

When a beam of light hits a mirror it changes

Reflections can be seen in surfaces which are

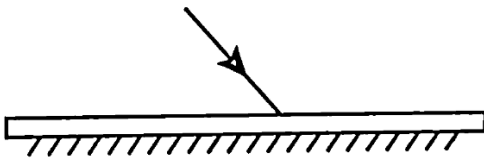
Cardboard does not reflect light because it is

Question Six:

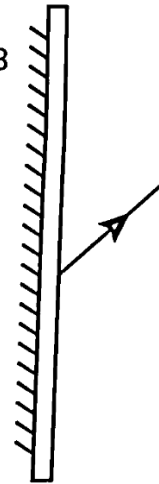
Diagrams A-D show light reflecting off plane mirrors. Complete each of the diagrams by **adding the missing ray using a ruler**.

Label all the rays as the incident ray or the reflected ray.

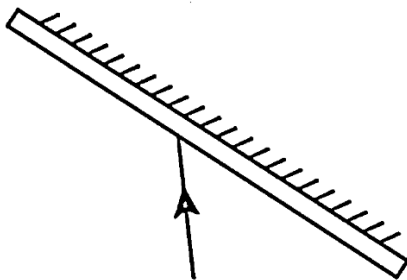
A



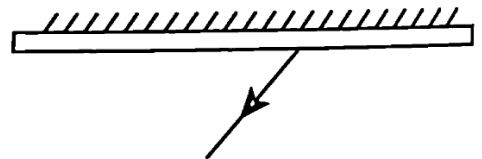
B



C



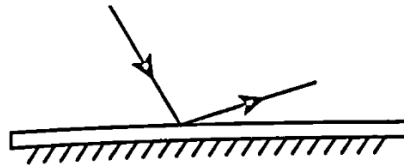
D



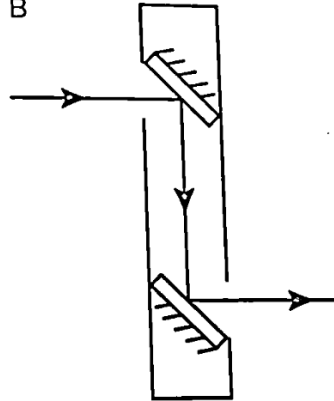
Question Seven:

Diagrams A-F show light reflecting off plane mirrors.

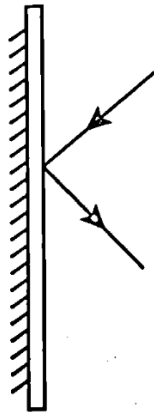
A



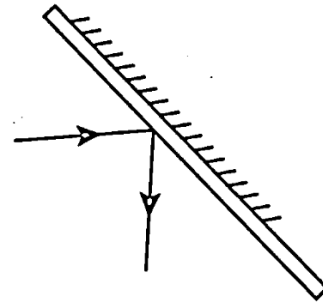
B



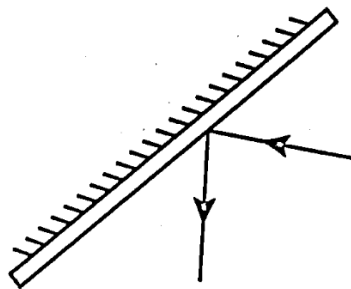
C



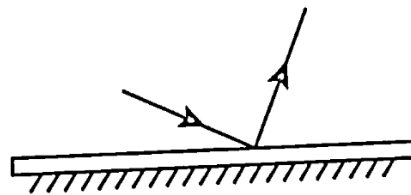
D



E



F



a. Which diagram shows a periscope?

b. Which two diagrams are incorrect?